









FIXED TV WALL MOUNTS

MODEL #	PICTURE	SPECIFICATIONS/FEATURES	PRICE (EACH)
KM20-22F 23" - 42" FIXED SLIM		For 23" - 42" screen Compatible VESA Sizes: 75mm x 75mm, 100 x 100, 200 x 100, 200 x 200 TV to Wall: 16mm/0.6" Load Capacity: 30kgs/66lbs Case Pack: 12	\$7.50 SUGGESTED RETAIL: \$49.95
KL21G-44F 32" - 55" FIXED		For 32" - 55" screen Compatible VESA Sizes: 200mm x 200mm, 400 x 200, 300 x 300, 400 x 400 TV to Wall: 27mm/1.1" Integrated Bubble Level Load Capacity: 40kgs/88lbs Case Pack: 10	\$9.49 SUGGESTED RETAIL: \$59.95
LP34-46F 37" - 70" FIXED LOW PROFILE		For 37" - 70" screen Compatible VESA Sizes: 200mm x 200mm, 300x300, 400x200, 400x400, 600x400 TV to Wall: 25mm/0.98" Hook-on bubble level included Load Capacity: 40kg/88lbs Case Pack: 10	\$11.99 SUGGESTED RETAIL: \$59.95
LP59-46F 37" - 80" FIXED ANTI-THEFT HEAVY DUTY FOLDING*		For 37" - 80" screen Compatible VESA Sizes: 200mm x 200mm, 300x200, 300x300, 400x200, 400x300, 400x400, 600x400 Foldable design reduces shipping cost & maximizes shelf space Anti-theft locking hole - padlock required (not included) Automatic spring locks with quick release cords TV to Wall: 29mm/1.1" • Hook-on bubble level included Load Capacity: 70kg/154lbs • Case Pack: 8	\$13.00 SUGGESTED RETAIL: \$109.99
LED-1546 37" - 80" TILT* NO STUD LOW PROFILE TV WALL MOUNT		<ul style="list-style-type: none"> • Tilt: +0° ~ -5° (when rear spacers are removed) • Ideal for older homes without standard stud spacing or where studs may not be present where desired for mounting • Allows for mounting without needing to be attached to studs for brick, wood stud, drywall, sheetrock, plaster, etc. • For a 37-80" flat or curved TV • Auto spring locks, quick release cords (can be tucked out of sight) • Compatible VESA Sizes: 200mm x 200mm, 300x200, 300x300, 400x200, 400x300, 400x400, 600x400 • TV to Wall: 31mm (1.2") • Load Capacity: 50kg/110lbs • Case Pack: 8 	\$19.99 SUGGESTED RETAIL: \$89.99






TILT TV WALL MOUNTS

MODEL #	PICTURE	SPECIFICATIONS/FEATURES	PRICE (EACH)
KM20-22T 23" - 42" SLIM TILTING		For 23" - 42" screen Compatible VESA Sizes: 75mm x 75mm, 100 x 100, 200 x 100, 200 x 200 Tilt: -12°~+3° TV to Wall: 37mm/1.5" Load Capacity: 30kgs/66lbs Case Pack: 10	\$9.49 SUGGESTED RETAIL: \$59.95
LP34-46T 37" - 70" LOW PROFILE TILTING		For 37" - 70" screen Compatible VESA Sizes: 200mm x 200mm, 300x300, 400x200, 400x400, 600x400 Tilt: -14°~+0° Hook-on bubble level included TV to Wall: 25mm/0.98" Load Capacity: 35kg/77lbs Case Pack: 10	\$10.50 SUGGESTED RETAIL: \$59.95
KL21G-44T 32" - 55" TILTING		For 32" - 55" screen Compatible VESA Sizes: 200mm x 200mm, 400 x 200, 300 x 300, 400 x 400 Tilt: -12°~+12° TV to Wall: 53mm/2.1" Integrated Bubble Level Load Capacity: 40kgs/88lbs • Case Pack: 10	\$12.50 SUGGESTED RETAIL: \$49.95
PLB-33M 32" - 55" HEAVY DUTY FOR CURVED OR FLAT PANELS		For 32" - 55" screen Compatible VESA Sizes: 200x200, 300x 300, 400x200, 400mm x 400mm Tilt: -10°~+10° TV to Wall: 63mm/2.5" Bubble Level Load Capacity: 75kg/165lbs Case Pack: 6	\$21.99 SUGGESTED RETAIL: \$49.95
LP73-46T 37" - 80" HEAVY DUTY TILTING		<ul style="list-style-type: none"> Compatible VESA Sizes: 50mm x 50mm, 75x75, 100x100, 100x150, 150x100, 100x200, 200x100, 150x150, 200x200, 200x300, 300x200, 200x400, 400x200, 300x300, 300x400, 400x300, 600x200, 400x400, 600x300, 600x400 For flat or curved panels • Automatic spring locks with quick release cords allow easy TV removal Tilt: -10°~+10° • Open architecture provides increased ventilation & easier wire access • TV to Wall: 60mm/2.4" Hook-on bubble level included • Load Capacity: 80kgs/176lbs • Colour retail box - optimized size lowers shipping costs • Case Pack: 6 	\$19.99 SUGGESTED RETAIL: \$199.99

TILT TV WALL MOUNTS

MODEL #	PICTURE	SPECIFICATIONS/FEATURES	PRICE (EACH)
PLB-43S 37" - 70" SUPER LOW PROFILE TILTING		For 37" - 70" screen Compatible VESA Sizes: 200mm x 200mm, 400x200, 300x300, 400x400, 600x400 Tilt: -10° ~ 0° TV to Wall: 46mm/1.8" Load Capacity: 75kgs/165lbs Case Pack: 5	\$23.00 SUGGESTED RETAIL: \$99.99
LP59-48T 43" - 90" TILT ANTI-THEFT HEAVY DUTY FOLDING* TV WALL MOUNT		<ul style="list-style-type: none"> For a 43-90" flat or curved TV • Compatible VESA Sizes: 200mm x 200mm, 300x200, 300x300, 400x200, 400x300, 400x400, 600x400, 800x400 • *Foldable design reduces shipping cost & maximizes shelf space • Anti-theft locking hole - padlock required (not included) • Automatic spring locks with quick release cords • Tilt: +3° ~ -12° • Hook-on bubble level • TV to Wall: 49mm/1.9" • Load Capacity: 70kg/154lbs • Case Pack: 6 	\$24.00 SUGGESTED RETAIL: \$99.99
*PLB-2 37" - 70" HEAVY DUTY TILTING		For 37" - 70" screen Compatible VESA Sizes: 200mm x 200mm, 300x300, 400x200, 400x400, 600x400 Tilt: -15° ~ +15° • TV to Wall: 83mm/3.3" Load Capacity: 75kg/165lbs • Case Pack: 3 *RETAIL BOX MAY VARY AS SHOWN - PARTICULAR BOX STYLES CANNOT BE GUARANTEED	\$26.55 SUGGESTED RETAIL: \$99.99
LP22-48T 37" - 70" ANTI-THEFT [LOCKING] TILTING		For 37" - 70" screen Compatible VESA Sizes: 200mm x 200mm, 300x300, 400x200, 400x400, 600x400, 800x400 Tilt: -15° ~ +10° • TV to Wall: 59mm/2.35" Load Capacity: 45kgs/99lbs • Case Pack: 4	\$27.25 SUGGESTED RETAIL: \$159.95
*PLB-2N 37" - 70" HEAVY DUTY TILTING		For 37" - 70" screen Compatible VESA Sizes: 200mm x 200mm, 300x300, 400x200, 400x400, 600x400 Tilt: -15° ~ +15° TV to Wall: 83mm/3.3" Load Capacity: 75kg/165lbs Case Pack: 3	\$27.50 SUGGESTED RETAIL: \$79.95

FULL MOTION - TILT & SWIVEL TV WALL MOUNTS

MODEL #	PICTURE	SPECIFICATIONS/FEATURES	PRICE (EACH)
LPA51-441 23"-55" FULL MOTION		For a 23" - 55" screen Compatible VESA Sizes: 75mm x 75mm, 100 x 100, 200 x 100, 200 x 200, 400 x 200, 300 x 300, 400 x 400 Tilt: -20° ~ +20°, Swivel: 45° Cable Management, Direction Indicator TV to Wall: 88-201mm/3.5" - 7.9" Load Capacity: 30kgs/66lbs • Case Pack: 10	\$10.59 SUGGESTED RETAIL: \$79.99
LPA51-443 23"-55" FULL MOTION		For a 23" - 55" screen Compatible VESA Sizes: 75mm x 75mm, 100 x 100, 200 x 100, 200 x 200, 400 x 200, 300 x 300, 400 x 400 Tilt: -20° ~ +20°, Swivel: 90° Cable Management, Direction Indicator TV to Wall: 88-398mm/3.5" - 15.7" Load Capacity: 30kgs/66lbs Case Pack: 8	\$12.99 SUGGESTED RETAIL: \$89.99
LDA21-223 13"-42" FULL MOTION		For 13" - 42" screen Compatible VESA Sizes: 75mm x 75mm, 100 x 100, 200 x 100, 200 x 200 • Tilt: -12° ~ +5° • Swivel: -90° ~ +90° TV to Wall: 60-360mm/2.4-14.2" Load Capacity: 20kgs/44lbs • Case Pack: 8	\$14.99 SUGGESTED RETAIL: \$79.95
KMA20-223 23"-42" FULL MOTION		For 23" - 42" screen Compatible VESA Sizes: 75mm x 75mm, 100 x 100, 200 x 100, 200 x 200 Tilt: -12° ~ +3°, Swivel: -90° ~ +90° TV to Wall: 65-408mm/2.6-16" Load Capacity: 25kgs/55lbs Case Pack: 8	\$15.50 SUGGESTED RETAIL: \$89.95
LDA18-220 13"-42" PIVOTING LOCKING FULL MOTION		IDEAL FOR RVs - LOCKING KNOB PROTECTS TVs FROM VIBRATION DAMAGE IN TRANSIT. 2 SLIDE-IN WALL PLATES • 2 slide-in wall plates allow the TV to be moved easily between 2 locations For 13" - 42" screen, Compatible VESA Sizes: 75mm x 75mm, 100 x 100, 200 x 100, 200 x 200, Tilt: -30° ~ +45°, Swivel: -45° ~ +45°, TV to Wall: 90.5mm/3.6", Bubble Level, Load Capacity: 15kg/33lbs, Case Pack: 14	\$15.97 SUGGESTED RETAIL \$119.99

FULL MOTION - TILT & SWIVEL TV WALL MOUNTS

MODEL #	PICTURE	SPECIFICATIONS/FEATURES	PRICE (EACH)
LDA18-221 13"-42" LOCKING FULL MOTION		<p>IDEAL FOR RVs - LOCKING KNOB PROTECTS TVs FROM VIBRATION DAMAGE IN TRANSIT. 2 SLIDE-IN WALL PLATES</p> <ul style="list-style-type: none"> • 2 slide-in wall plates allow the TV to be moved easily between 2 locations <p>For 13" - 42" screen, Compatible VESA Sizes: 75mm x 75mm, 100 x 100, 200 x 100, 200 x 200, Tilt: -35° ~ +55°, Swivel: -90° ~ +90°, TV to Wall: 242mm/9.5", Bubble Level, Load Capacity: 15kg/33lbs, Case Pack: 10</p>	\$19.79 SUGGESTED RETAIL \$124.99
LDA18-112 13"-27" LOCKING FULL MOTION		<p>IDEAL FOR RVs - LOCKING KNOB PROTECTS TVs FROM VIBRATION DAMAGE IN TRANSIT. 2 SLIDE-IN WALL PLATES</p> <ul style="list-style-type: none"> • 2 slide-in wall plates allow the TV to be moved easily between 2 locations <p>For 13" - 27" screen, Compatible VESA Sizes: 75mm x 75mm, 100 x 100, Tilt: -35° ~ +55°, Swivel: -90° ~ +90°, TV to Wall: 382mm/15", Bubble Level, Load Capacity: 15kg/33lbs, Case Pack: 10</p>	\$20.99 SUGGESTED RETAIL: \$109.99
LCD-503A 23" - 42" FULL MOTION		<p>For 23" - 42" screen Compatible VESA Sizes: 75mm x 75mm, 100x100, 200x100, 200x200 • Tilt: -20° ~ +20°, Swivel: 180° TV to Wall: 100-470mm/3.94-18.51" Load Capacity: 30kgs/66.14lbs • Case Pack: 5</p>	\$23.00 SUGGESTED RETAIL: \$89.99
KMA28-443 23 - 55" FOR CURVED OR FLAT PANELS FULL MOTION		<p>For 23" - 55" curved or flat screen Compatible VESA Sizes: 100mm x 100mm, 100 x 150, 200 x 100, 200 x 200, 300 x 200, 300 x 300, 400 x 200, 400 x 300, 400 x 400 Tilt: -8° ~ +5°, Swivel: -90° ~ +90° TV to Wall: 58-512mm/2.3-20.2" Load Capacity: 35kg/77lbs Case Pack: 6</p>	\$23.22 SUGGESTED RETAIL \$94.99
LPA78-446 32" - 70" FULL-MOTION		<ul style="list-style-type: none"> • Compatible VESA Sizes: 100mm x 100mm, 100x150, 150x100, 100x200, 200x100, 150x150, 200x200, 300x200, 400x200, 300x300, 400x300, 400x400 • 2-level height adjustment • Tilt: -15° ~ +3° • Swivel: -60° ~ +60° • Screen Leveling: +3° ~ -3° • TV to Wall: 67-355mm/2.6"-14" • Hook-on bubble level included • Cable management hoop & loop fasteners included • Load Capacity: 40kgs/88lbs • Colour retail box - optimized size lowers shipping & storage costs • Case Pack: 6 	\$24.95 SUGGESTED RETAIL: \$189.99

FULL MOTION - TILT & SWIVEL TV WALL MOUNTS

MODEL #	PICTURE	SPECIFICATIONS/FEATURES	PRICE (EACH)
LCD-141L+ LCD-201P ADAPTER 13"-42" LOCKING FULL MOTION		SPECIFICALLY DESIGNED FOR RVs; LOCKING MECHANISM PREVENTS THE TV FROM MOVING WHILE DRIVING! Includes an LCD-141L TV wall mount designed to fit a 13" - 27" screen; when installed with the included LCD-201P VESA adapter, it will fit up to a 42" screen. For 13" - 42" screen, Compatible VESA Sizes: 75mm x 75mm, 100x100, 200x100, 200x200, Tilt: -15° ~ +15°, Swivel: -90° ~ +90°, Rotation: 360°, TV to Wall: 88mm-408mm/3.5"-16", Load Capacity: 20kgs/44lbs, Case Pack: 10, Brown Box	\$28.50 SUGGESTED RETAIL: \$129.00
LDA06-222 23" - 42" HORIZONTAL OR VERTICAL DISPLAY FULL MOTION		For 23" - 42" screen Compatible VESA Sizes: 100mm x 100mm, 200x100, 200x200 Tilt: -15° ~ +15°, Swivel: 90° Rotation: 360° vertical or horizontal display Slide-in wall plate provides easy attachment & detachment Adjustable tension; tighten/lock with included allen key TV to Wall: 80-400mm/3.15"-15.75" Load Capacity: 20kgs/44lbs • Case Pack: 8	\$31.90 SUGGESTED RETAIL: \$129.99
LPA52-466 37" - 70" FULL MOTION		For 37" - 70" screen Compatible VESA Sizes: 200mm x 200mm, 300x300, 400x200, 400x400, 600x400 Tilt: -15° ~ +5°, Swivel: -60° ~ +60° TV to Wall: 53mm - 464mm/2.1" - 18.3" Load Capacity: 40kg/88lbs Case Pack: 3	\$31.99 SUGGESTED RETAIL \$179.99
LPA49-463D 37" - 70" HEAVY DUTY FULL MOTION		For 37" - 70" screen Compatible VESA Sizes: 200mm x 200mm, 400 x 200, 300 x 300, 400 x 400, 600 x 400 Tilt: -15° ~ +5°, Swivel: -90° ~ +90° Level Adjustment: -3° ~ +3° TV to Wall: 69-615mm/2.7-24.2" Integrated Bubble Level Load Capacity: 60kg/132lbs • Case Pack: 2	\$36.90 SUGGESTED RETAIL: \$189.99
LPA58-463D 37" - 70" FOR CURVED OR FLAT PANELS FULL MOTION		For a 37" - 70" screen Compatible VESA Sizes: 200mm x 200mm, 300 x 200, 400 x 200, 300 x 300, 400 x 300, 400 x 400, 600 x 400 Tilt: -18° ~ +2° Swivel: -90° ~ +90° TV to Wall: 98 - 381mm/3.6" - 15" Integrated Bubble Level • Velcro Cable Management Load Capacity: 35kgs/77lbs • Case Pack: 3	\$36.95 SUGGESTED RETAIL: \$189.99
LDA08-221 17" - 37" HORIZONTAL OR VERTICAL MOTION FULL MOTION		For 17" - 37" screen Compatible VESA Sizes: 100mm x 100mm, 200x100, 200x200 Allows horizontal & vertical movement Tilt: -15° ~ +15°, Swivel: 180° • Level Adjustment: -3° ~ +3° TV to Wall: 55-360mm/2.17"-14.18" Load Capacity: 20kgs/44lbs • Case Pack: 4	\$43.89 SUGGESTED RETAIL: \$199.99
LPA49-486 37 - 90" HEAVY DUTY FOR CURVED OR FLAT PANELS FULL MOTION		For 37" - 90" curved or flat screen Compatible VESA Sizes: 200mm x 200mm, 400 x 200, 300 x 300, 400 x 400, 600 x 400, 800 x 400 Tilt: +5° ~ -15°, Swivel: +60° ~ -60° Level Adjustment: +3° ~ -3° Load Capacity: 75kg/165lbs TV to Wall: 69-635mm/2.7-25" Integrated cable management & decorative covers; bubble level Case Pack: 2	\$44.75 SUGGESTED RETAIL \$299.99

FULL MOTION - TILT & SWIVEL TV WALL MOUNTS

MODEL #	PICTURE	SPECIFICATIONS/FEATURES	PRICE (EACH)
LPA63-466 37" - 80" FOR CURVED OR FLAT PANELS FULL MOTION		For 37" - 80" screen Compatible VESA Sizes: 75mm x 75mm, 100x100, 100x150, 100x200, 150x100, 150x150, 200x100, 200x200, 300x200, 300x300, 400x200, 400x300, 400x400, 600x400 Tilt: -15° - +5° • Swivel: -60° - +60° Level Adjustment: -3° ~ +3° TV to Wall: 62 - 468mm/2.4" - 18.4" Cable management Load Capacity: 40kgs/88lbs • Case Pack: 4	\$48.99 SUGGESTED RETAIL: \$259
LPA49-466 37" - 70" FOR CURVED OR FLAT PANELS FULL MOTION		For 37" - 70" curved or flat screen Compatible VESA Sizes: 200mm x 200mm, 400 x 200, 300 x 300, 400 x 400, 600 x 400 Tilt: -15° ~ +5°, Swivel: -60° ~ +60° Integrated bubble level TV to Wall: 69mm-635mm/2.7"-25" Load Capacity: 65kgs/143lbs • Case Pack: 2	\$49.50 SUGGESTED RETAIL: \$249.95
LPA40-576 37" - 70" SUPER SLIM FULL MOTION		For 37" - 70" screen Compatible VESA Sizes: 200mm x 200mm, 400x200, 300x300, 400x400, 600x400, 700x500 Tilt: 0° ~ -12°, Swivel: -45° ~ +45° Level Adjustment: -3° ~ +3° TV to Wall :32mm - 435mm/1.26" - 17.1" Load Capacity: 35kgs/77lbs Case Pack: 2	\$54.99 SUGGESTED RETAIL: \$219.00
LPA13-484C 37" - 63" CORNER MOUNT FULL MOTION		For 37" - 63" screen Compatible VESA Sizes: 200mm x 200mm, 300x300, 400x200, 400x400, 600x400, 800x400 Tilt: -15° - +15°, Swivel: 120° Level Adjustment: -5° ~ +5° TV to Wall: 125 - 515mm/4.9" - 20.3" Load Capacity: 60kgs/132.3lbs Case Pack: 2	\$56.00 SUGGESTED RETAIL: \$199.99
LDA08-442 26" - 50" HORIZONTAL OR VERTICAL MOTION FULL MOTION		For 26" - 50" screen Compatible VESA Sizes: 100mm x 100mm, 200x100, 200x200, 300x300, 400x200, 400x400 Allows horizontal & vertical movement Tilt: -15° ~ +15°, Swivel: 180° Level Adjustment: -3° ~ +3° TV to Wall: 55-580mm/2.17"-22.89" Load Capacity: 20kgs/44lbs Case Pack: 3	\$64.49 SUGGESTED RETAIL: \$129.99
LCD-M01 MOTORIZED 23" - 37" REMOTE CONTROL FULL MOTION		For 23" - 37" screen Compatible VESA Sizes: 100mm x 100mm, 200x100, 200x200mm 2 memory settings Tilt: -15° ~ 0°, Swivel: 45° • TV to Wall: 12mm/0.5" Load Capacity: 35kgs/77.2lbs • Case Pack: 1	\$194.59 SUGGESTED RETAIL: \$249.99





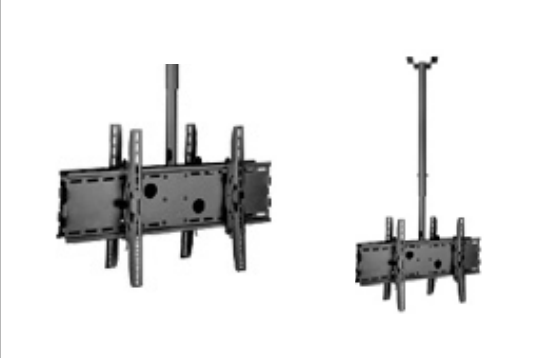
TV PEDESTAL REPLACEMENT

MODEL #	PICTURE	SPECIFICATIONS/FEATURES	PRICE [EACH]
LDT03-18LT 37"-75" TILT & SWIVEL TV PEDESTAL REPLACEMENT		<ul style="list-style-type: none"> • Replaces a lost TV pedestal • Mount on a tabletop - no drilling holes • Increase the space around the TV for A/V components • For a 37"-75" flat or curved screen • Compatible VESA Sizes: 200mmx200mm, 300x200, 300x300, 400x200, 400x300, 400x400, 600x400 • Tilt: -10°~+5°, Swivel: 35° • 5-level height adjustable (585, 622, 660, 697 or 735mm - 23", 24.5", 26", 27.4" or 28.9") • Detachable extension plate • Cable management channel • 35.6"L x13.5"W x28.9"H • Load Capacity: 40kg/88lbs • Case Pack: 3 	\$55 SUGGESTED RETAIL: \$129.99


FIREPLACE MANTEL TV WALL MOUNT

MODEL #	PICTURE	SPECIFICATIONS/FEATURES	PRICE [EACH]
LPA53-461 43" - 70" INTERACTIVE PULL-DOWN FIREPLACE MANTEL FULL-MOTION TV WALL MOUNT FOR CURVED OR FLAT PANELS		<p>Easily pull the TV down & position it at eye level in front of your fireplace as needed. The easy-grip handle makes it convenient to lift back up & out of the way.</p> <p>For 43"-70" screen</p> <p>Compatible VESA Sizes: 200mm x 200mm, 300x200, 300x300, 400x200, 400x300, 400x400, 600x400</p> <p>Tilt: -5° ~ - 12° • Swivel: -30° ~ + 30°</p> <p>TV to Wall: 90mm - 486mm/3.5" - 19.1"</p> <p>Cable management</p> <p>Load Capacity: 30kgs/77lbs • Case Pack: 1</p> <p>Note: Use of the fireplace with the TV in the lowered position is not recommended</p>	\$138.96 SUGGESTED RETAIL: \$329.99


CEILING TV MOUNTS

MODEL #	PICTURE	SPECIFICATIONS/FEATURES	PRICE (EACH)
LCD-CM322 19 - 43" FOLD-UP UNDER-CABINET or CEILING TV MOUNT		<ul style="list-style-type: none"> • Fold-up locking design keeps TV out of the way when not in use • Use to mount a TV below cabinets or on flat or pitched ceilings • Vertical rail adjusts to preferred height • For flat or curved panels • Compatible VESA Sizes: 75mm x 75mm, 100 x 100, 100 x 200, 200 x 100, 200 x 200 • Tilt: -90° ~ +0° • Swivel: -45° ~ +45° • TV Height Range: Min. 337mm/13.3" - Max. 431mm/17" • Overall Dimensions: 431 x 220 x 165mm/17 x 8.7 x 6.5" • TV to Wall: 83mm/3.3" • Load Capacity: 20kg/44lbs • Case Pack: 8 	\$11.68 SUGGESTED RETAIL: \$79.99
PLB-CE944-01L 32 - 55" TELESCOPIC & FULL-MOTION		For 32" - 55" screen Ceiling plate tilts for flat or sloped ceilings Compatible VESA Sizes: 200mm x 200mm, 400 x 200, 300 x 300, 400 x 400 Tilt: -25° ~ +0°, Swivel: -180° ~ +180°, Rotation: 360° Ceiling to TV: 1060-1560mm/41.7-61.4" Load Capacity: 50kgs/110lbs Case Pack: 2	\$36.19 SUGGESTED RETAIL: \$79.95
PLB-CE946-01L 37" - 70" TELESCOPIC & FULL MOTION		For 37" - 70" screen Ceiling plate tilts for flat or sloped ceilings Compatible VESA Sizes: 200mm x 200mm, 400 x 200, 300 x 300, 400 x 400, 600 x 400 Tilt: -25° ~ +0°, Swivel: -180° ~ +180° Level Adjustment: -3° ~ +3° Ceiling to TV: 1060-1560mm/41.7-61.4" Load Capacity 50kg/110lbs, Case Pack: 2	\$37.49 SUGGESTED RETAIL: \$89.95
PLB-CE3B CEILING MOUNT POLE - FOR USE WITH THE MOUNT OF YOUR CHOICE*		NOT FOR INDIVIDUAL USE. Designed for 37" - 70" TVs - must be combined with a TV mount: PLB-2, PLB-2N, PLB-4, PLB-4N (See pages 2 & 3) Swivel: 360° Adjustable bar with 2 settings - TV to ceiling: 1050mm or 1620mm/41.3" or 63.8" Load Capacity: 75kgs/165lbs Case Pack: 4	\$30.99 SUGGESTED RETAIL: \$59.99
PLB-CE3D+ 2X PLB-32 23" - 37" DUAL-SCREEN TELESCOPIC & FULL MOTION		For 2 x 23" - 37" screens Compatible VESA Sizes: 200mm x 200mm, 300x300, 400x200 Tilt: -15° ~ +5° Swivel: 360° Adjustable bar with 2 settings - TV to ceiling: 1050mm or 1620mm/41.3" or 63.8" • Load Capacity: 75kgs/165lbs Case Pack: 1, Brown Box	\$75.79 SUGGESTED RETAIL: \$199.99

UNIVERSAL PROJECTOR MOUNT

MODEL #	PICTURE	SPECIFICATIONS/FEATURES	PRICE (EACH)
PRB-18M UNIVERSAL CEILING PROJECTOR MOUNT - BLACK Supports projectors up to 13.5kg/29.7lbs		<ul style="list-style-type: none"> Tilting ceiling plate for flat or sloped ceilings • Multi-directional positioning with 4 adjustable support arms to fit a wide range of mounting holes • Quick release connector allows the projector to be installed & removed quickly without re-alignment • Retractable column for height adjustment • Cable Management • Steel & aluminum Tilt: +15°~-15° • Swivel: +15°~-15° • Rotation: 360° Projector to Ceiling: 545-900mm/21.5-35.4" Mounting Range: 54-320mm/2.1-12.6" Dimensions: 334 x 334 x 900mm /13.1" x 13.1" x 35.4" Load Capacity: 13.5kg/29.7lbs 	\$15.90 SUGGESTED RETAIL \$89.99

SOUNDBAR MOUNTS

MODEL #	PICTURE	SPECIFICATIONS/FEATURES	PRICE (EACH)
SB-39 UNIVERSAL SOUNDBAR BRACKET		<p>Attach to an existing TV wall mount with a standard VESA of 200mm x 100mm - 600mm x 400mm or directly to TV</p> <p>Ideal for hanging on a corner or on an articulating mount where the sound can face the same direction as the TV</p> <p>Attach above or below the TV • Load Capacity: 15kgs/33lbs</p> <p>Clamp Thickness: 2.5mm • Case Pack: 10</p>	\$8.89 SUGGESTED RETAIL: \$29.99




RISERS

STB-111-03 13" - 32" MONITOR & LAPTOP RISER TEAK COLOUR		<ul style="list-style-type: none"> Helps to position a monitor or laptop at the optimal eye level for improved posture No tools or screws required - quick assembly Silicone base pads help to avoid surface scratches 39.8"L x 10.3"W x 4.8"H MDF shelf Thickness: 0.5" 17.7"W between each metal leg Case Pack: 5 	\$13.29 SUGGESTED RETAIL: \$59.99
---	---	--	--



FULL MOTION MONITOR WALL MOUNTS

LDT05-W011D 13" - 24" DUAL-SCREEN FOR CURVED OR FLAT PANELS		<p>For 2 x 13" - 24" screens</p> <p>Compatible VESA Sizes: 75mm x 75mm, 100x100</p> <p>Tilt: +30°~-30°, Swivel: +15°~-15°</p> <p>Rotation: 360°</p> <p>Gas spring offers perfect counterbalance</p> <p>Load Capacity: 8kgs/17.67lbs per arm</p> <p>Case Pack: 3</p>	\$54.99 SUGGESTED RETAIL: \$109.99
--	---	---	--





FULL MOTION DESKTOP BRACKETS

MODEL #	PICTURE	SPECIFICATIONS/FEATURES	PRICE (EACH)
LDT02C012 13" - 23" SINGLE SCREEN MONITOR DESKTOP MOUNT		For 1 x 13" - 23" screen Compatible VESA Sizes: 75mm x 75mm, 100x100 Tilt: -15°+15° up and down, Rotation: 360° vertical and horizontal Maximum Arm Extension: 429mm/16.89" Load Capacity: 8kgs/17.67lbs, Case Pack: 6	\$37.29 SUGGESTED RETAIL: \$89.99
LDT63-C024 17" - 32" DUAL-SCREEN DESKTOP MONITOR MOUNT		• Compatible VESA Sizes: 75mm x 75mm, 100x100 • Fits curved or flat monitors • Tilt: +55°~-55° • Swivel: +90°~-90° • Rotation: 180° with rotation stop to prevent arm from hitting walls • Steel, aluminum & plastic construction • Built-in cable management • Finger-tip adjustment for maneuvering & self-adjusting counterbalance • Quick-release joint reduces package size for lower shipping costs • Spring-assisted mechanism for vertical motion • 2 mounting options - desk clamp & grommet included • Plate with keyhole slots for quick attachment/detachment • 970 x 107 x 578mm (38.2" x 4.2" x 22.8") • Suggested Desktop Thickness: Clamp: 10-80mm/0.39-3.1"; Grommet: 10-40mm/0.39-1.6" • Max. Arm Extension: 453mm/17.89" • Load Capacity: 9kgs/19.8lbs per arm • Case Pack: 4	\$36.75 SUGGESTED RETAIL: \$129.99
LDT06-C04 13" - 27" QUAD SCREEN MONITOR DESKTOP MOUNT		For 4 x 13" - 27" screens Compatible VESA Sizes: 75mm x 75mm, 100x100 Tilt: +30° ~ -30°, Swivel: +30° ~ -30° Rotation: 360° vertical and horizontal Desk Clamp Thickness: 10mm-80mm/0.4"-3.15" Arm Length: 418mm/16.5" Height: 720mm/28.4" Load Capacity: 8kgs/17.6lbs per arm Case Pack: 2	\$80.99 SUGGESTED RETAIL: \$169.99

TV FLOOR STANDS

MODEL #	PICTURE	SPECIFICATIONS/FEATURES	PRICE (EACH)
BG TVSTAND6997 MATCH TV STAND for TVS UP TO 60"		• Fixed shelf • 1 compartment with door • 1 shelf • Steel legs & drawer runners • Assembly required • 54"W x 19.9"H x 15.8"D, 59.3lbs • Made in Denmark • Material: Engineered wood • EAN: 5713035052511 • Model: 69972GMFJ • Brown box • 90-Day Warranty	\$89 SUGGESTED RETAIL: \$369
LK TVSTAN13250 SOUTH SHORE BALKA TV STAND NATURAL WALNUT COLOUR & PRINTED RATTAN for TVS UP TO 65"		• 3 framed doors with a rattan print • Wood handles • Bohemian style • 3 open shelves • Clean with a dry cloth • Overall: 25.25"H x 59.25" W x 17.75"D • Shelf: 11.25"H x 18"W x 17"D • Overall Weight: 92lbs • Material: Manufactured Wood - laminated particleboard • Cable management • Tipover restraint device • Weight Capacity: 325lbs • Assembly required • Brown retail box • 90-Day Warranty	\$159 SUGGESTED RETAIL: \$459


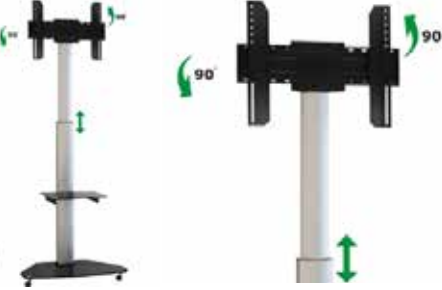



TV FLOOR STANDS

MODEL #	PICTURE	SPECIFICATIONS/FEATURES	PRICE (EACH)
<p>LK TVFIRE7655 TWINSTAR HOME® ELECTRIC FIREPLACE TV STAND for UP TO A 60" TV - GREY</p>		<ul style="list-style-type: none"> • Holds up to 50lbs • Heats up to a 400ft² space • Realistic-looking flames with or without heat • Open storage & 2 side cabinets with glass doors • Choose between contemporary fire crystals or realistic log set & ember bed media (both included) • Back cut-outs for cord management & allow for component storage • LED flame technology • Tip restraint hardware included • Amperage: 11.7 • 120V • Heat Output: 4600BTU/hour • 2 heat settings • Firebox: 17.5"H x 5.12"D x 18.82"W • Engineered wood • 54.5"W x 15.5"D x 28"H (138.43 x 39.37 x 71.12cm) • 101.2lbs/45.9kg • Assembly required • Model: 18MM7655PG22S • UPC: 611768140541 • Brown retail box • 90-Day Warranty 	<p>\$298</p> <p>SUGGESTED RETAIL: \$719.99</p>
<p>LK TVSTAND60GR TWIN STAR HOME® TV STAND with PLANKED DOORS - GREY for TVS UP TO 65"</p>		<ul style="list-style-type: none"> • 60" x 32" x 15.5", 107lbs • Engineered wood & metal construction • Cabinet doors feature rustic planking while metallic plating with nail head details bring a cool edge • Open media shelf • Side cabinets with adjustable shelves • Weight Capacity: 60lbs • One adjustable center shelf • Cabinet hinges are hidden when doors are closed • Back panel cutouts provide cord management • Tip-restraint hardware included • Assembly required • Model: TC60-6855-PI23 • Brown box • 90-Day Warranty 	<p>\$180</p> <p>SUGGESTED RETAIL: \$618.86</p>
<p>LK TVSTAND60WH TWIN STAR HOME® TV STAND with PLANKED DOORS - WHITE for TVS UP TO 65"</p>		<ul style="list-style-type: none"> • 60" x 32" x 15.5", 107lbs • Engineered wood & metal construction • Cabinet doors feature rustic planking while metallic plating with nail head details bring a cool edge • Open media shelf • Side cabinets with adjustable shelves • Weight Capacity: 60lbs • One adjustable center shelf • Cabinet hinges are hidden when doors are closed • Back panel cutouts provide cord management • Tip-restraint hardware included • Assembly required • Model: TC60-6855-PO116 • UPC: 611768126385 • Brown box • 90-Day Warranty 	<p>\$180</p> <p>SUGGESTED RETAIL: \$618.86</p>
<p>LK TVSTAND54GR TWIN STAR HOME® RUSTIC MODERN TV STAND - GREY for TVS UP TO 60"</p>		<ul style="list-style-type: none"> • 2 doors & 2 open shelves with a hole for cable management • MDF & metal construction • 53.5" x 24" x 15.5" • Model: TC546777TPP01 • UPC: 611768125685 • Brown retail box • 90-Day Warranty 	<p>\$180</p> <p>SUGGESTED RETAIL: \$399</p>

TV FLOOR STANDS

MODEL #	PICTURE	SPECIFICATIONS/FEATURES	PRICE (EACH)
TP1002XL UP TO 60" 2-TIER		For up to 60" screen 2 tiers - black tempered glass Glass Thickness - Top: 8mm/0.32"; Bottom: 6mm/0.24" Dimensions: 1400mm/55.1" L x 380mm/14.7" W x 400mm/15.8" H Load Capacity: 40kg/88lbs Case Pack: 1, Brown box	\$54.89 SUGGESTED RETAIL: \$119.00
AVSE111B UP TO 42" 2-TIER		For up to 42" screen 2 tiers - black tempered glass Glass Size: 1000mm x 400mm/39.4" x 15.8" Glass Thickness - Top: 8mm/0.32"; Bottom: 6mm/0.24" Stand Height: 320mm/12.6" Load Capacity: 40kgs/88.2lbs Case Pack: 1, Brown box	\$55.99 SUGGESTED RETAIL: \$149.00
T3003 UP TO 50" 3-TIER		For up to 50" screen 3 tiers - black tempered glass and aluminum column Dimensions: 1200mm x 380mm x 500mm/47.3" x 14.9" x 19.7" Glass Thickness - Top: 6mm/0.23", Middle and Bottom: 5mm/0.2" Load Capacity: 30kgs/66.1lbs Case Pack: 1, Brown box	\$68.00 SUGGESTED RETAIL: \$169.00
T1010 32" - 50" 3-TIER		For 32-50" screen 3 tiers - black tempered glass Size: 1200mm x 400mm x 500mm/ 47.3" x 15.8" x 19.7" Load Capacity: 40kgs/88.2lbs Case Pack: 1, Brown box	\$79.69 SUGGESTED RETAIL: \$149.00
TP1004L 32 - 55" 2-TIER WITH BUILT-IN MOUNT		Compatible VESA Sizes: 200mm x 200mm, 300 x 200, 300 x 300, 400 x 200, 400 x 300, 400 x 400, 600 x 400 Powder-coated steel column & legs 2 shelves - thick tempered glass Dimensions: 47.2" x 15.7" x 51.2" Glass Thickness (Top-Bottom): 8/5mm Load Capacity: 40kg/88lbs Case Pack: 1, Brown box	\$91.95 SUGGESTED RETAIL: \$279

COMMERCIAL TV STANDS

MODEL #	PICTURE	SPECIFICATIONS/FEATURES	PRICE (EACH)
T3001 UP TO 50" 3-TIER		For up to 50" screen Black tempered glass, aluminum column Compatible VESA Size: 600x400mm Dimensions: 800mm W x 400mm D x 1300mm H/ 31.5" x 15.8" x 51.2" Glass Thickness - Top and Middle: 5mm/0.2"; Bottom: 8mm/0.32" Mount Load Capacity: 30kgs/66.1lbs Shelf Load Capacity: 8kgs/17.6lbs Case Pack: 1, Brown box	\$68.49 SUGGESTED RETAIL: \$179.99
FS01G 32" - 60" MOUNT & DUAL SHELF		For 32" - 60" screen 90° rotation for vertical or horizontal display Compatible VESA Size: 600mm x 400mm Telescopic Pillar Height: 1200mm or 1800mm/47.3" x 70.9" Mount Load Capacity: 40kgs/88lbs Shelf Load Capacity: 8kgs/17.6lbs Case Pack: 1, Brown box	\$141.99 SUGGESTED RETAIL: \$259.00
FS03 32" - 60" TV MOUNT & A/V COMPONENT STAND		For 32" - 60" screen Compatible VESA Size: 200mm x 200mm, 400x200, 300x300, 400x400, 600x400 Internal channel for cable management Adjustable height for A/V & TV mount A/V Mount Size: 230mm L x 270mm W/9" L x 10.6" W Base Size: 715mm L x 500mm W/28.2" L x 19.7" W Pillar Height: 1300mm/51.2" Load Capacity: 40kgs/88lbs Case Pack: 1 (Comes in 2 brown boxes)	\$69.75 SUGGESTED RETAIL: \$149
FS03G 32" - 60" TV MOUNT & A/V COMPONENT MOUNT WITH SHELF		For 32" - 60" screen Compatible VESA Size: 200mm x 200mm, 400x200, 300x300, 400x400, 600x400 • Internal channel for cable management Adjustable height for A/V and TV mount Black tempered glass shelf: 10mm/0.4" A/V Mount Size: 280mm L x 260mm W/11" L x 10.2" W Base Size: 760mm L x 450mm W/29.9" L x 17.7" W Pillar Height: 1440mm/56.7" Load Capacity: 40kgs/88lbs Case Pack: 1, Brown box	\$95.59 SUGGESTED RETAIL: \$199.00
T1017 37" - 70" PORTRAIT TO LANDSCAPE ROTATING		For 37" - 70" screen Compatible VESA Sizes: 300x300, 400x200, 400x400, 600x400, 800x400 2 locking, 2 non-locking heavy-duty casters for mobile or stationary display Rotation: 90° Base Size: 835x800mm/32.8"x31.5" Load Capacity: 40kgs/88lbs Dimensions: 33.1" x 31.5" x 73.4" Case Pack: 1 (Comes in 2 brown boxes)	\$84.59 SUGGESTED RETAIL: \$189.00

39 years of cool stuff!

TEL: 705.328.3652 | FAX: 705.328.3658 | TOLL FREE: 1.888.883.2704 & 1.888.878.8277
76 ST. DAVID STREET, LINDSAY, ONTARIO K9V 1N7 | TECHELECTRONIC.CA

